

# (Post-)Demokracija i politika proširenja Europske unije

Mag. pol. Ivo Križić

Znanstveni simpozij

Demokracija i postdemokracija u Hrvatskoj i  
Europskoj uniji

CPI / IMIN

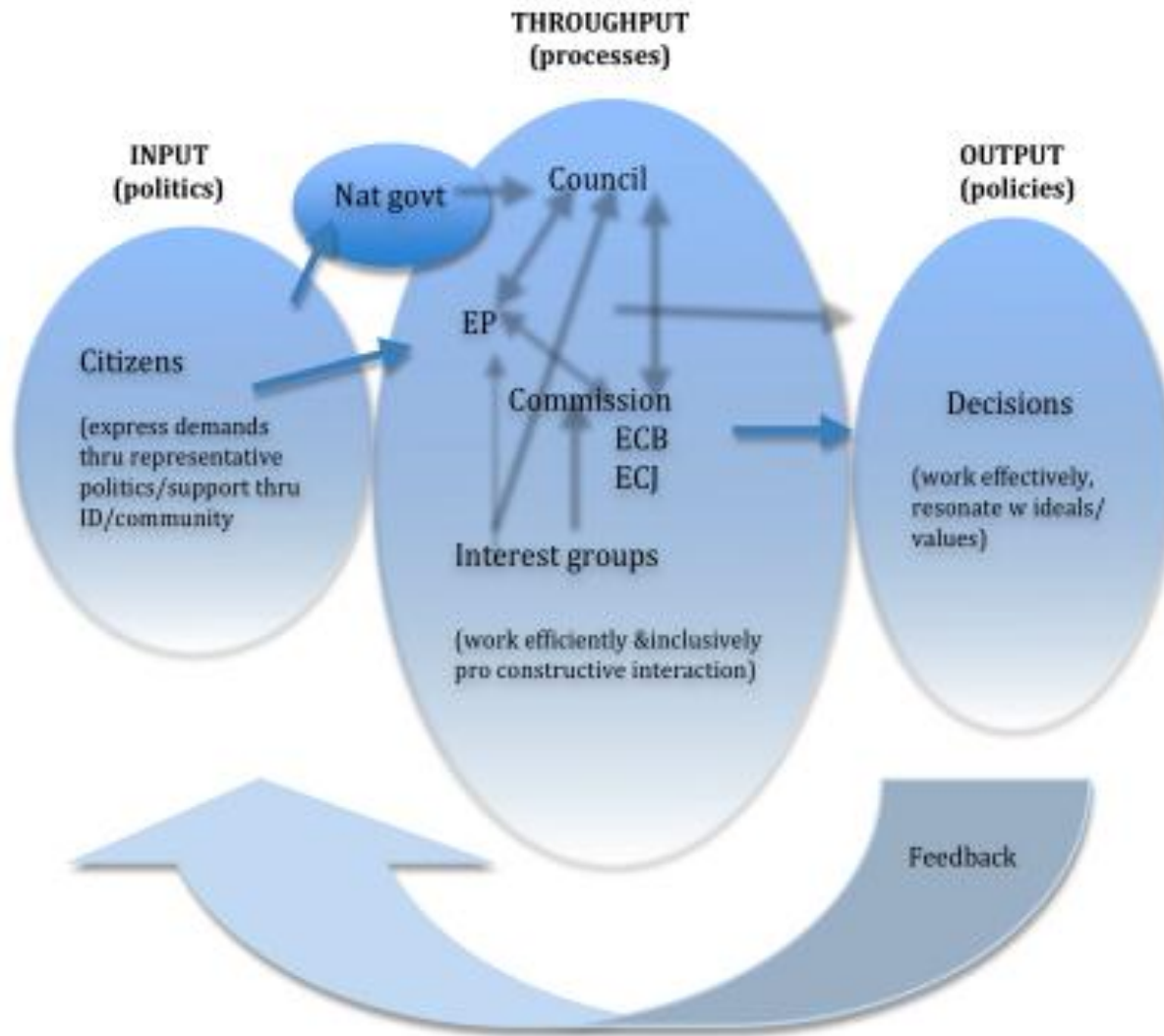
22. listopada 2012.

**Figure 1.2: From modernist to late-modern legitimisation**

<b>reference norm</b> <b>place of generation</b>	<b>Individual</b> (autonomy, self-determination, self-interest)	<b>Community</b> (justice, equality, inclusion, common good)	<b>Objectivity</b> (the objectively true, good and rational)
<b>input</b>	direct articulation	representation	expert knowledge
<b>procedure</b>	interest/value aggregation	deliberation, discourse, agreement	depoliticised formal administration
<b>output</b>	utility for individual	utility for collective	formal, abstract, systemic utility

Izvor: Bluehdorn (2007)

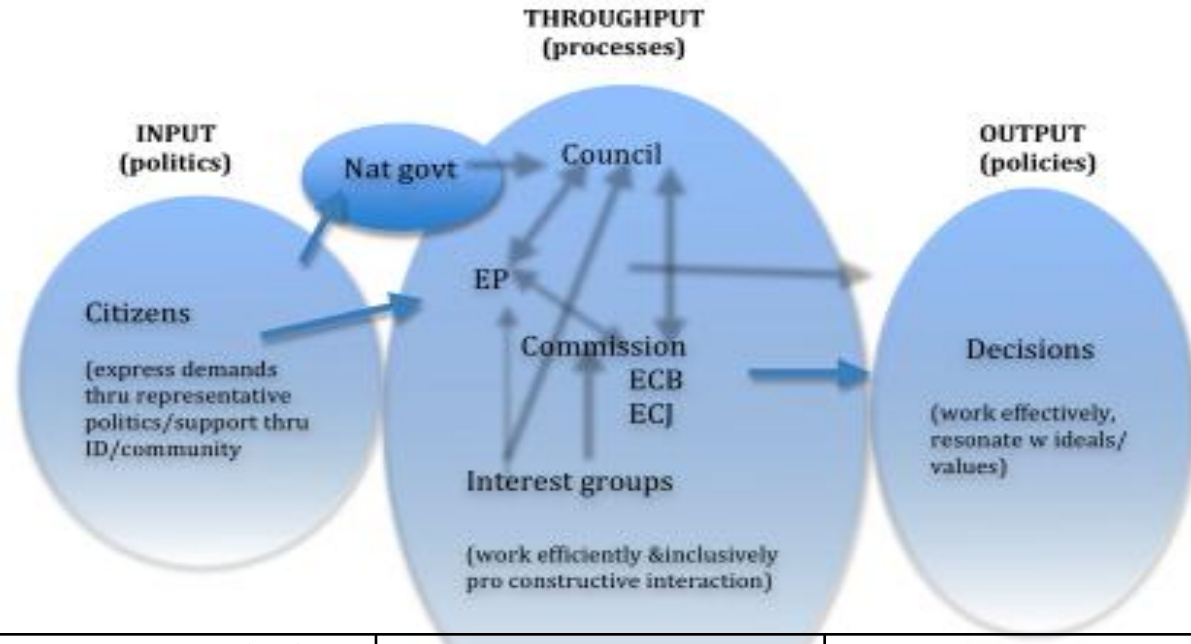
Figure 1: A System Theory of the EU: Input, Output and "Throughput"



(Dark arrows = direct effects; transparent arrows = less direct effects)

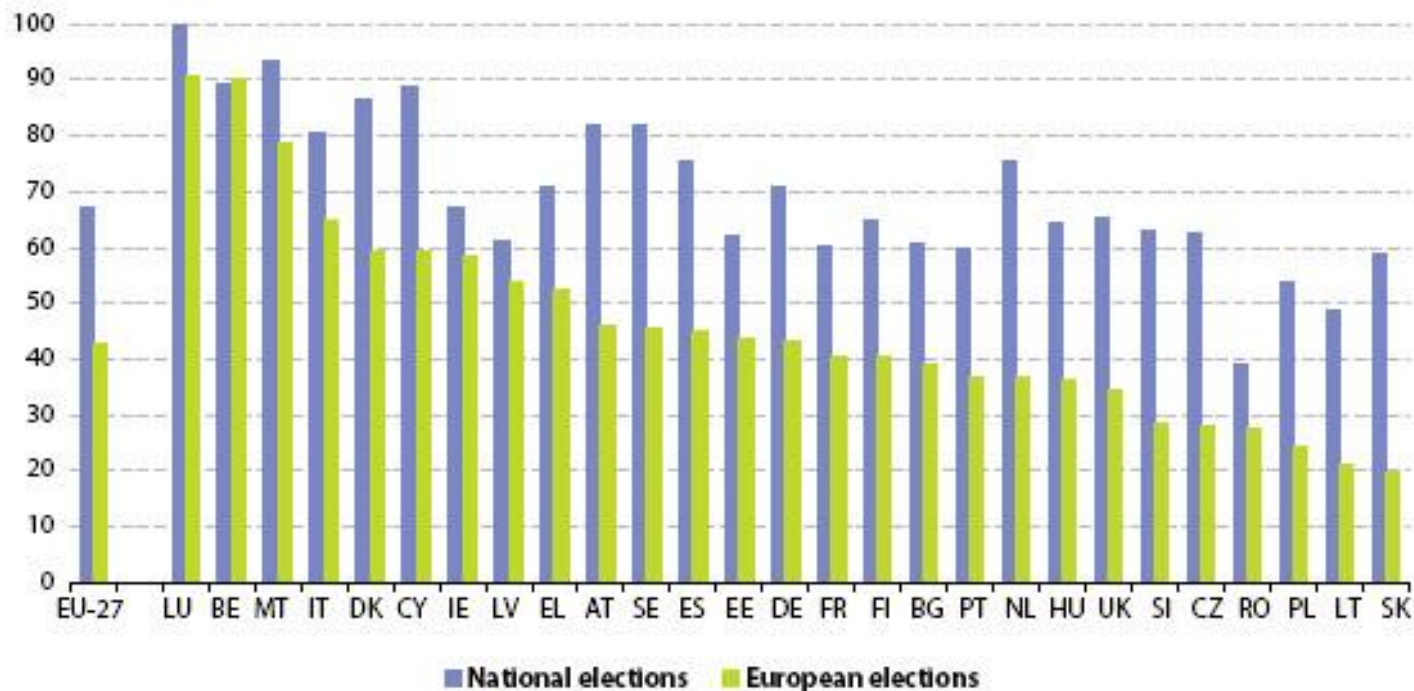
Izvor: Schmidt (2010)

Figure 1: A System Theory of the EU: Input, Output and "Throughput"



Znanstveni pristup Dimenzija legitimacije	Rational choice	Sociološki/ Konstruktivistički
<b>Input</b>	Reprezentacija građanskih interesa u političkim institucijama (izbori)	Podrška preko građanske svijesti (demos, kolektivni identitet)
<b>Throughput / proceduralno</b>	Transparentnost, odgovornost, sudjelovanje civilnog društva → interesne grupacije	Konstruktivna interakcija, deliberacija
<b>Output</b>	Efikasnost politike → Tehnokracija	Politike reflektiraju demokratske vrijednosti i identitet građana


## Odaziv birača, europski i nacionalni izbori



Key figures in 2009:  
 Highest:  
 Luxembourg: 100 %  
 (national) and 90.8 %  
 (EU)  
 Lowest:  
 Romania: 39.2 %  
 (national) and  
 Slovakia: 19.6 % (EU)  
 EU-27 average:  
 National: 67 %  
 EU: 43 %

NB: The EU-27 figure for national elections is a Eurostat estimate. Data for national elections refer to the latest year in which national parliamentary elections were held. For all countries, this year lies between 2006 and 2010.

Izvor: <http://epp.eurostat.ec.europa.eu>



*The report is based on information gathered and analysed by the Commission. Many sources have been used, including contributions from the government of Bosnia and Herzegovina, the EU Member States, European Parliament reports and information from various international and non-governmental organisations.*

Izvor: Progress report BiH 2012